

LESSON 24


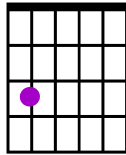
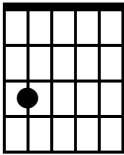


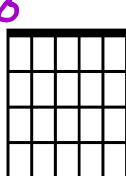



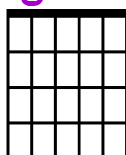
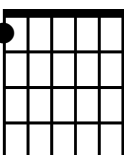


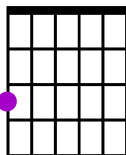
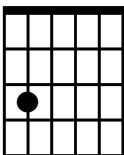


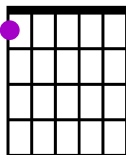
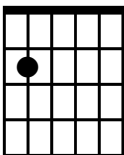


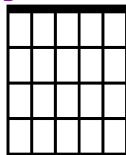
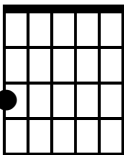


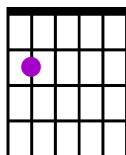


Date: _____

5th/6th-STRING REVIEW

| | |
|-----------------|---|
| | |
| Letter Name | <u>E</u> <u>F</u> <u>G</u> <u>A</u> <u>B</u> <u>C</u> |
| Fingering Chart | |
| Fingering | <u>6/0</u> <u>6/1</u> <u>6/3</u> <u>5/0</u> <u>5/2</u> <u>5/3</u> |
| Fretboard | |

PRACTICE

Fill in the fingering chart or write the correct note in the following table.

| Staff \rightarrow Fingering Chart | Fingering Chart \rightarrow Staff | | |
|---|---|--|---|
|  |  |  |  |
|  |  |  |  |
|  |  |  |  |
|  |  |  |  |
|  |  |  |  |
|  |  |  |  |
|  |  |  |  |