


LESSON 19

Date: _____


PRACTICE

1. Write the following scales in whole notes, one octave ascending and descending, using key signatures.


The major scale with 3 sharps in the key signature



G+




The major scale with G as the dominant



E \flat +




The major scale with A \flat as the tonic




2. Write the following scales in half notes, one octave ascending and descending, using accidentals.


The major scale with G as the subdominant




F+



The major scale with 2 flats



E+



3. Add clefs and key signatures to form all 9 scales. Use each key signature only once.

C+ F+ B \flat + E \flat + A \flat + G+ D+ A+ E+

