

# EAR TRAINING

Date: \_\_\_\_\_



In Level 3, you will extend your interval ear training skills through the addition of minor intervals and the augmented fourth interval. Interval ear training in Level 3 will explore a variety of keys.







You will also learn to differentiate between major scales and the 3 forms of minor scales: natural, harmonic, and melodic.



Finally, an introduction to major and minor triads will complement your theoretical skill set.

Ear training is a specific process whereby theoretical concepts are connected to musical ideas. Repetition is key to acquiring these skills. Your development of these skills will involve weekly online musical challenges. Each exercise, when completed according to the given timeline, is provided to nurture, build confidence in, extend, and challenge your musical skill development.

## Interval Ear Training

INTERVAL	INTERVAL/CODE	MUSICAL REFERENCE
	perfect unison PU	
	minor second -2	
	major second +2	
	minor third -3	

INTERVAL	INTERVAL/CODE	MUSICAL REFERENCE
	major third +3	
	perfect fourth P4	
	augmented fourth x4	
	perfect fifth P5	
	minor sixth -6	
	major sixth +6	
	minor seventh -7	
	major seventh +7	
	perfect octave P8	

**Scale Ear Training**

*C Major*



*c natural minor*



*c harmonic minor*




*c melodic minor*



**Triad Ear Training**

*major triad*

*minor triad*



Developing musical listening skills takes time and a great deal of practice. Be sure to come back to these strategies frequently throughout the remainder of the semester. Explore a variety of options by changing parameters on the online ear training sites used in the course.

### **Strategies for Success**

- Play the intervals/scales/triads for yourself.
- Sing them while you play them.
- For intervals, give yourself a variety of starting note then try to estimate the distance of each interval by singing them. Check yourself with the piano.
- For intervals, review the list of songs that begin with each of the intervals. Use online resources to find additional songs that you are familiar with that begin with each of the intervals.
- Play through each of the intervals/scales/triads on your instrument.
- Committing to the weekly online exercises will help you assess your learning.
- The more connections you can make, the more you are willing to connect sounds you hear to sounds you produce with your singing voice, the more you will strengthen your ear's understanding of this important musical skill.