

# LESSON 23

Date: \_\_\_\_\_


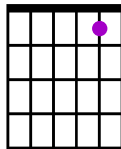

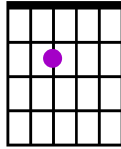

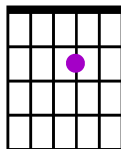

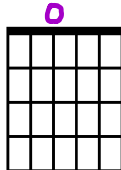



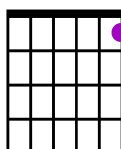

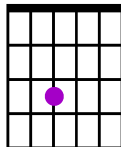
## 4th-STRING REVIEW

Letter Name	<u>D</u> <u>E</u> <u>F</u>	<u>G</u> <u>A</u>	<u>B</u> <u>C</u> <u>D</u>	<u>E</u> <u>F</u> <u>G</u>
Fingering Chart				
Fingering	<u>4/0</u> <u>4/2</u> <u>4/3</u>	<u>3/0</u> <u>3/2</u>	<u>2/0</u> <u>2/1</u> <u>2/3</u>	<u>1/0</u> <u>1/1</u> <u>1/3</u>
Fretboard				

# PRACTICE

Fill in the fingering chart or write the correct note in the following table.

Staff  $\rightleftarrows$  Fingering Chart

Fingering Chart  $\rightleftarrows$  Staff

