





# LESSON 9: REVIEW

Date: \_\_\_\_\_

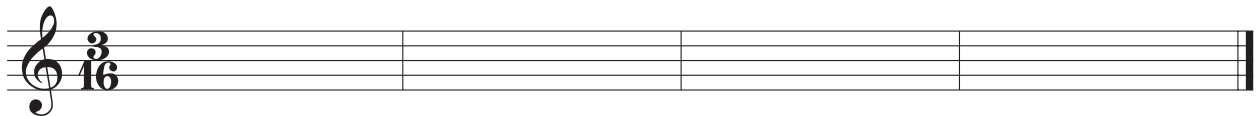
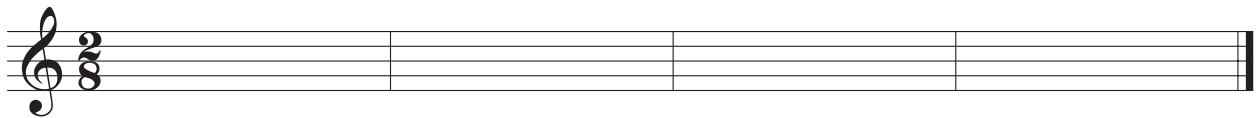
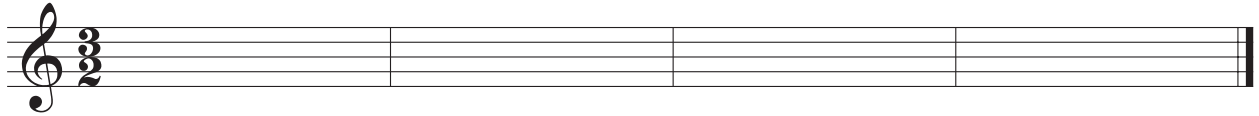
1. Add bar lines to the following musical excerpts.



2. Add time signatures to the following musical excerpts.



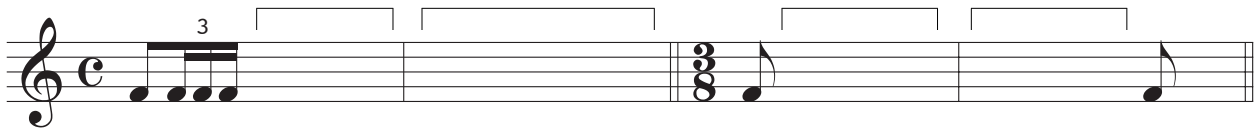
3. Compose rhythms using each of the following time signatures. Use a variety note and rest values at the beat, multiple, and division levels, including triplets.



4. Write the counting under the following rhythm using the Garwood method covered in class. Be sure each musical symbol is clearly connected to its corresponding counting symbol.



5. Insert rests in the places indicated by brackets.



6. The following musical excerpt contains 6 notation errors. Number each error and give a brief explanation of how it could be corrected.

---



---



---



---



---



---



---



---



---

7. Rewrite the following musical excerpt using correct musical notation, observing beam and rest conventions.

