

# LESSON 6

Date: \_\_\_\_\_

ABCDEFG  
BAR  
BARLINE  
BEAT  
DOUBLEBARLINE  
HALFNOTE  
HALFREST

LINE  
MUSIC  
NOTES  
PITCH  
QUARTERNOTE  
QUARTERREST  
RESTS

SPACE  
STAFF  
TIMESIGNATURE  
TREBLECLEF  
WHOLENOTE  
WHOLEREST

T D T W G E T P R V Q T B  
I O S H F E A I E R U S A  
M U E O E Y E T S G A E R  
E B R L D T B C T T R R L  
S L R E C F O H S R T F I  
I E E R B F B N O E E L N  
G B T E A A O O E B R A E  
N A R S R T D C L L N H G  
A R A T E S A I I E O R L  
T L U S D P E S N C T H E  
U I Q R S V E S E L E F W  
R N H A L F N O T E U D G  
E E C I S U M E A F L S O



Copy the remaining letters in the spaces provided to reveal a hidden message.

\_\_\_\_\_  
\_\_\_\_\_

# PRACTICE


1. Draw each of the following musical symbols, in the given order, to create a musical composition.

- a) treble clef
- b) time signature
- c) notes [ in the order of your choice]
  - two whole notes*
  - two half notes*
  - four quarter notes*
- d) bar lines
- e) double bar line




2. Draw each of the following musical symbols on the staves provided.

a) whole rest



b) half rest



c) quarter rest

